


WINDHAM

ENERGY WISE HOME

OVERALL DIMENSIONS

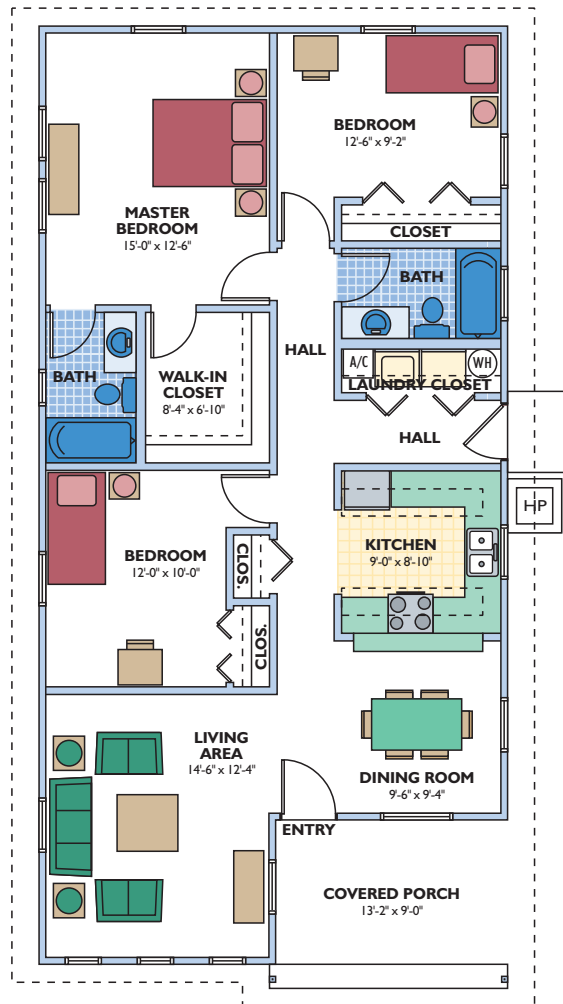
26'-0" x 52'-0"



The entryway is very inviting, with its attractive gable roof lines and large covered porch. As you enter, you'll notice that the living area is tucked off to your left every so slightly, offering some privacy. The pass-through to the dining area offers added convenience. Each room is a comfortable size to fit furnishings.



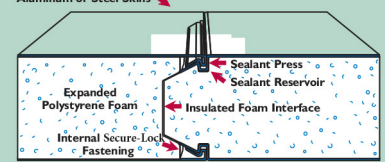
Living Area 1,249 sq.ft.
Front Porch 120 sq.ft.
TOTAL 1,369 sq.ft.
 3 bedroom, 2 bath



Eco-Smart offers a complete line of pre-cut and pre-engineered home and building packages utilizing structural insulated panel technology (SIPs). All packages erect quickly, are stronger than conventional framing and extremely energy efficient. SIPs can be clad in conventional OSB or in steel incorporating the patented Secure-Lock panel connection.

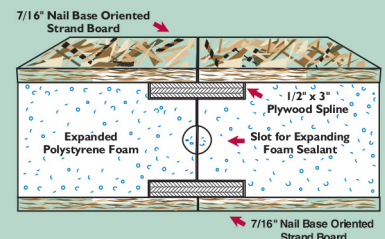
Secure-LockTM Insulated Panel

Your Choice of Aluminum or Steel Skins



Patent No.s 4,769,963 and 5,086,599

Dual Plywood Spline Joint



Plans and specifications are subject to change without notice. All dimensions are approximate.

ECO-SMART, INC

TOLL FREE: (888) 329-2705 info@eco-smart.com www.eco-smart.com