


MAGNOLIA

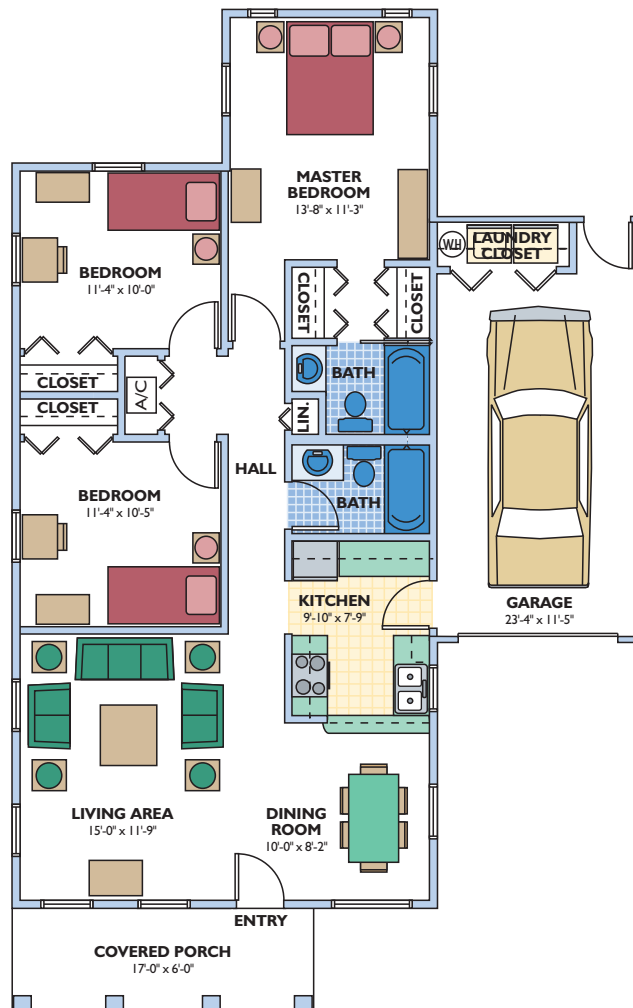
ENERGY WISE HOME

OVERALL DIMENSIONS

36'-0" x 56'-0"



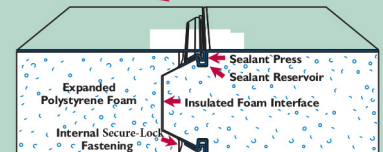
Columns are used to frame the entryway and porch, giving this home a classical flare. The wide window in the dining area not only allows plenty of light to enter the room, it provides a natural atmosphere for family meals. The pass-through to the kitchen is very convenient. This entire floorplan utilizes the space very effectively.



Eco-\$mart offers a complete line of pre-cut and pre-engineered home and building packages utilizing structural insulated panel technology (SIPs). All packages erect quickly, are stronger than conventional framing and extremely energy efficient. SIPs can be clad in conventional OSB or in steel incorporating the patented Secure-Lock panel connection.

Secure-Lock™ Insulated Panel

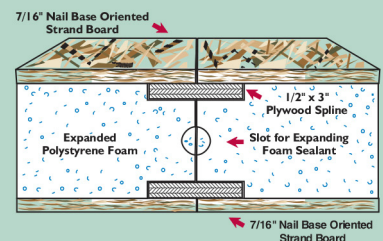
Your Choice of Aluminum or Steel Skins



Patent No.'s 4,769,963 and 5,086,599

Metal Chemically Bonded to Foam

Dual Plywood Spline Joint



Living Area 1,103 sq.ft.
front covered porch 102 sq.ft.
garage 288 sq.ft.
TOTAL 1,493 sq.ft.

3 bedroom, 2 bath,
1 car garage

Plans and specifications are subject to change without notice. All dimensions are approximate.

ECO-\$MART, INC

TOLL FREE:(888)329-2705 info@eco-smart.com www.eco-smart.com