


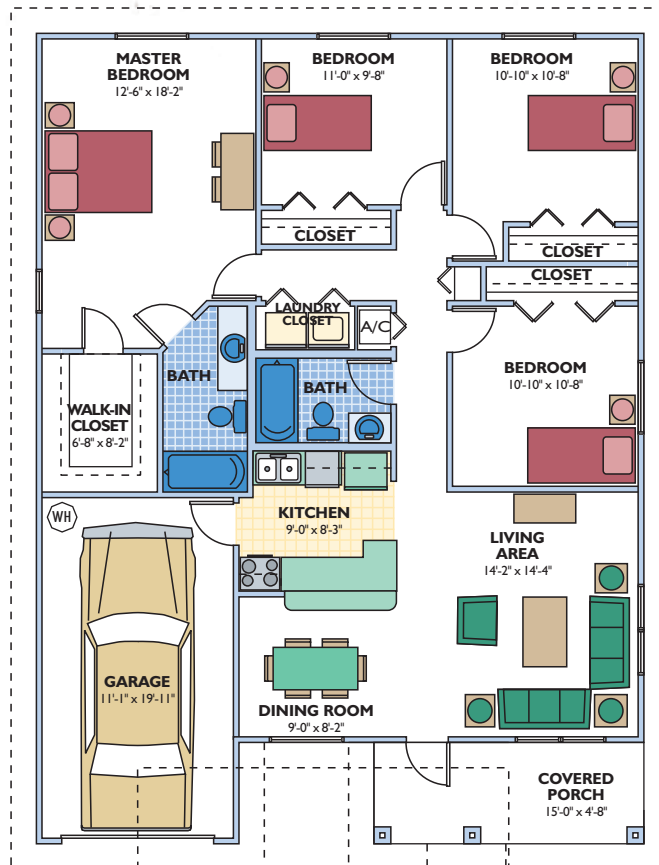
CAMDEN

ENERGY WISE HOME OVERALL DIMENSIONS

36'-0" x 48'-0"



Multiple gable roof lines give the home depth and character and the front porch provides the perfect spot to relax outside with family and friends. The interior four bedroom layout offers ample space for a large family.

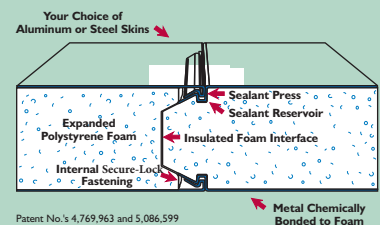


TOTAL LIVING AREA - 1,354 SQ. FT.

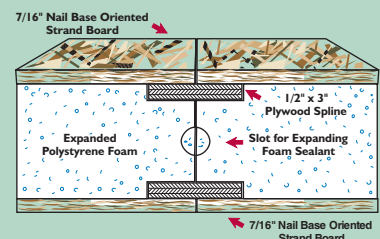
4 bedroom, 2 bath, 1 car garage

Eco-\$mart offers a complete line of pre-cut and pre-engineered home and building packages utilizing structural insulated panel technology (SIPs). All packages erect quickly, are stronger than conventional framing and extremely energy efficient. SIPs can be clad in conventional OSB or in steel incorporating the patented Secure-Lock panel connection.

Secure-Lock™ Insulated Panel



Dual Plywood Spline Joint



Plans and specifications are subject to change without notice. All dimensions are approximate.

ECO-\$MART, INC

TOLL FREE:(888)329-2705 info@eco-smart.com www.eco-smart.com