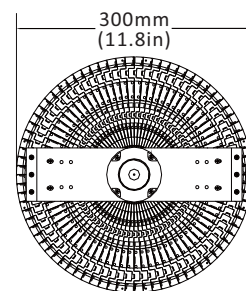
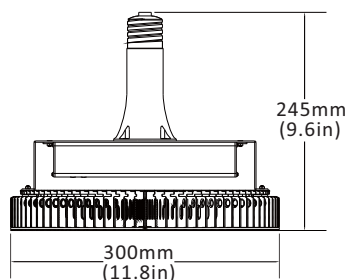



E40/E27 LED Pizza Light Series

Mechanical Specification

E40 Base



Product Features

- Fins aluminum heat dissipation system and no fan inside (PATENT design).
- Protections: Short circuit / Over current/ Over temperature.
- It's major to replace the Metal Halide/HPS/CFL with screwed lamp base directly.

Applications

- High/Low Bay Lighting/Sports Lighting/Factories Lighting
- Residential /Institution Buildings/Conference
- Other applications



Item No.	Electrical Specifications			Optical Specifications					Size (mm)	Base
	Input Voltage (V)	Rated Power (W)	Power Factor	Light Source	CRI	Color Temperature (K)	Luminous Flux (lm)	Replacement		
YPD-80W	100-277VAC 50/60Hz	80W	PF>0.95	220pcs LED/ SAMSUNG Chip	Ra>80	WW 2700-3500K	9,000lm	275W-300W Metal Halide / HPS/ LPS	E40: Dia300*245mm	E39/E40
						NW 4000-4500K	9,600lm			
						CW 5500-6700K	10,000lm			
YPD-100W	100-277VAC 50/60Hz	100W	PF>0.95	220pcs LED/ SAMSUNG Chip	Ra>80	WW 2700-3500K	11,000lm	350W-400W Metal Halide / HPS/ LPS	E40: Dia300*245mm	E39/E40
						NW 4000-4500K	12,000lm			
						CW 5500-6700K	12,500lm			
YPD-120W	100-277VAC 50/60Hz	120W	PF>0.95	320pcs LED/ SAMSUNG Chip	Ra>80	WW 2700-3500K	13,000lm	400W-450W Metal Halide / HPS/ LPS	E40: Dia300*245mm	E39/E40
						NW 4000-4500K	14,000lm			
						CW 5500-6700K	14,500lm			
YPD-150W	100-277VAC 50/60Hz	150W	PF>0.95	320pcs LED/ SAMSUNG Chip	Ra>80	WW 2700-3500K	15,500lm	450W-500W Metal Halide / HPS/ LPS	E40: Dia300*245mm	E39/E40
						NW 4000-4500K	16,500lm			
						CW 5500-6700K	17,000lm			