

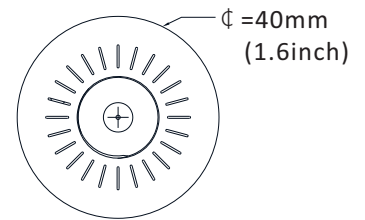
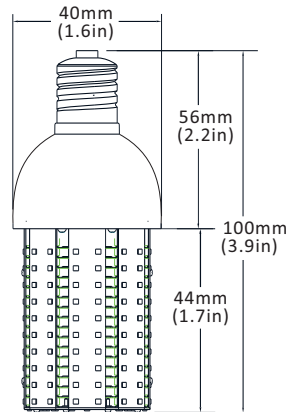
LED Corn Light 6W

Item#: ECO-CL-6W-Amber



Mechanical Specification

E27 Medium base



Product Features

- Beam angle: 360 degrees
- Aluminum heat dissipation system
- Universal AC input / Full range
- Protections: Short circuit / Over current
- Amber color, 585nm wavelength- Meets FFWCC Turtle Light Standard - OVER 560 nm Wavelength.
- It's major to replace the CFL with screwed lamp base directly

Applications

- Indoor lighting.
- Conference / Meeting rooms/ Commercial Complexes
- Residential / Institution Buildings/ Schools, Colleges / Universities
- Places where need energy saving and high color rendering index lighting



LED Corn Light 6W

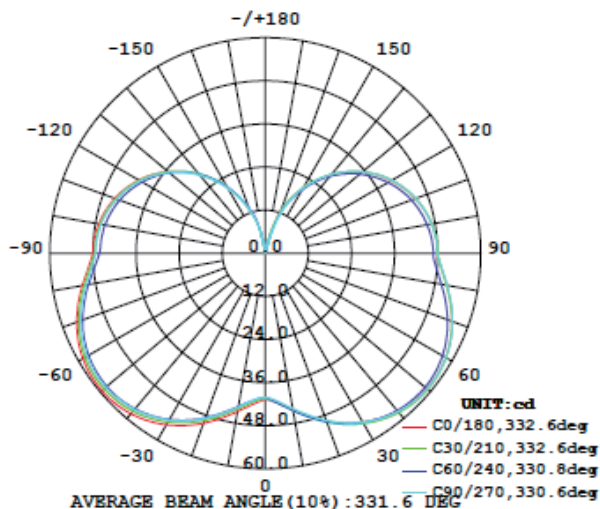
Item#: ECO-CL-6W-Amber

Technical Specifications

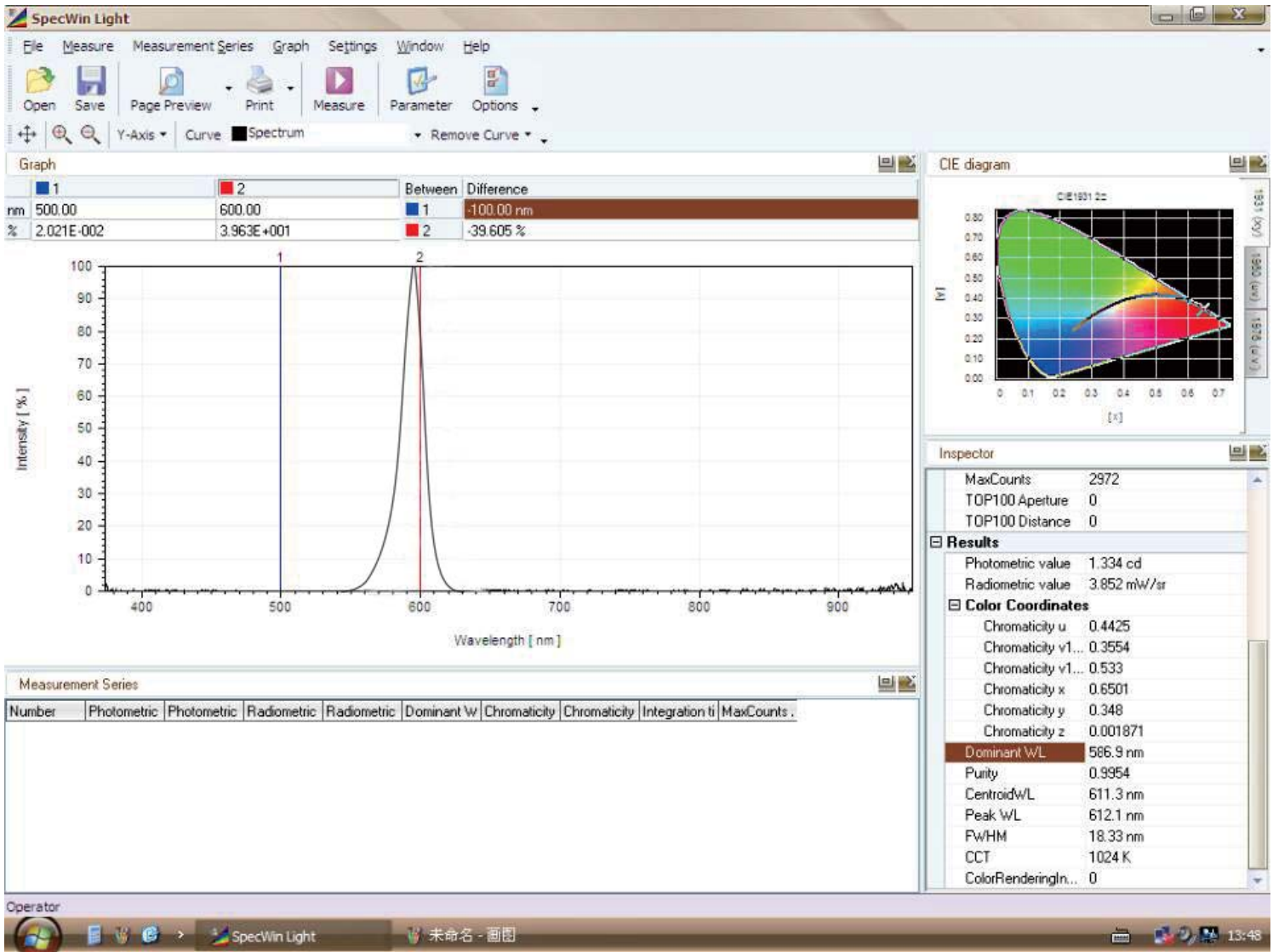
Rated Power	6W
Input Voltage	100-240VAC / 50-60Hz
Input Current	0.6A / 115VAC ; 0.03A / 230VAC
Power Factor	PF>0.65 / 115VAC ; PF>0.6 / 230VAC
Power Efficiency	>88%
Beam Angle	360°
Light Source/Count	2835 SMD LED / Epistar Chip 10*30mil
Lamp Base	E27 / E26 / G24
LED Luminous Efficiency	>70lm/w
Luminous Flux	420 lm ±10%
Color Temperature Standard	Amber
Wavelength peak	585nm ±10%
LED Emitter Life	50,000hours
Replacement	15W-20W Compact Fluorescent Lamp
Working Environment	Indoor lighting
Operating Temperature	-40 ~ 45°C
The Dimensions	∅ 40*100mm / ∅ 1.6*4.0inch
N. W	0.15kg
Packing	1pc/Box
Packing Size (L*W*H)	6.6 * 6.6 * 18.2 cm

Luminous Intensity Distribution Diagram

Notes: testing without lampshade



Light Characteristics



Light lighting effect diagram

