

WIND PACT PLUS

“NOT JUST ANOTHER WINDOW”™



COASTAL SERIES

It's two windows with one continuous head and sill.

Currently the "Twin" has been tested up to a double 26 or DLO size (72 7/8" x 70 3/4"), with a 67.5 dp.

The benefits of installing this window are many, including:

- Less time to install (You're installing 1 window instead of 2 windows and a mull bar)
- Less chance of water intrusion at the mull bar application
- Fewer windows to unload or transport to job site
- Less complicated installation
- Less chance of failed inspection with factory



"Twin" Side-by-Side Window Impact or Non-Impact

Certified To Meet or Exceed Expectations

All CWS PVC windows are AAMA and NFRC certified, and compliant with ENERGY STAR® and Green Building standards.

Also, when ordered with Cardinal LoE 366 and argon gas, most of the Wind-Pact Plus series qualifies for the new "American Recovery and Reinvestment Act of 2009" (equal to .30 SHGC & .30 U-Factor)



Wind-Pact Plus Large Missile Impact Windows

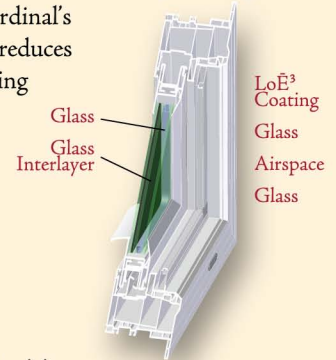
- Provide a greater level of safety and security
- Reduce danger of flying or falling glass
- Resist forced entry
- Dampen unwanted outside sounds
- SH up to 100DP, HS up to +60/-75DP, Casement up to 67.5DP
Awning up to 67.5DP, Patio Doors up to 60DP
- Tested to Miami-Dade County, Florida and ASTM specifications for impact
- Available with energy efficient LoE² & LoE³ Glass



Advantages of Cardinal LoE³


For the advantages of laminated glass with a reduced solar heat gain, Cardinal offers LoE³ Coatings. Though virtually invisible to the eye, Cardinal's patented LoE³ coating reduces solar gains, thus reducing air conditioning costs.

Neutral in color, the microscopically thin LoE³ coating in laminated glass has high visible light transmission and low outdoor and indoor reflectivity.



How Laminated Glass Protects the Building

If the building envelope is breached through a broken window, wind may enter the building causing an increase in pressure that could lift the roof and push the walls outward.



Laminated glass helps to preserve the building envelope, keeping wind and other elements outside.

White, Adobe or Bronze

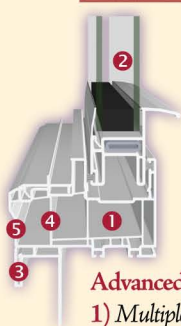


Bronze Exterior,
with
White Interior

CWS vinyl windows are available in three easy-to-clean colors: white, adobe, and two-tone bronze.

Watch Out for Impostors

CWS uses color-stabilized vinyl to prevent discoloration and keep your windows looking new. Vinyl windows of lesser quality may start out white but can end up looking dingy and discolored after normal exposure to the elements.



enviro sealed
windows™

Advanced Design and Engineering

- 1) Multiple hollow chambers for strength and insulation.
- 2) Dual-pane insulated glass with double-strength glass (standard).
- 3) Extruded Florida flange on all frame types.
- 4) Thick vinyl walls for added structural integrity.
- 5) Covered weep holes in sill control water penetration and drainage.

SINGLE HUNG / HORIZONTAL SLIDER

Externally glazed operating sash and frame for better air and water performance

Sealed multi-hollow extrusion for strength and energy efficiency

Weather stripped interlock with dual seal sash to frame, creates a positive seal keeping out harsh elements

Exterior beveled frame for architectural style

Extruded Florida flange on all frame types

Heavy duty 3" frame thickness

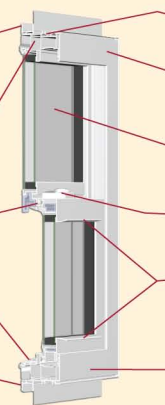
Welded frame and sash corners for strength and water tightness

3/8" overall insulated glass for UV and heat gain thermal protection

Double action self-locking sash locks for added security

Continuous integral lift-handle on top and bottom rails for finger-tip ease of operation

PVC extrusions are impact and corrosion resistant



Your Authorized Custom Window Systems Dealer:

www.eco-smart.com

Eco-Smart, Inc.

(888) 329-2705 ph / (941) 377-9460 fx

info@eco-smart.com



1900 SW 44th Avenue
Ocala, Florida 34474
WWW.CWS.CC