



# Palmwood Flooring

Palmwood flooring comes from plantation grown coconut palms, which grow in abundance throughout much of the world. Palms produce nuts for up to 80 years, and then non-production palms are removed and replaced. Coconut palm lumber can vary greatly in color and density. Durapalm is made only from the hard, dark palm. It has a beautiful, rich color and unique texture.



*For more information:*

**Eco-\$mart, Inc. 888-329-2705 / [www.ecosmartinc.com](http://www.ecosmartinc.com)**

All Eco-\$mart products are approved by the nonprofit Florida House Institute for Sustainable Development



**Construction:** 100% coconut palm

**Dimension:** 3/4" x 3" x 36"-72"

**Hardness:** 1400psi, per ASTM D1037 Janka Ball Hardness Test (red oak 1290 psi, hard maple 1450 psi)

**Adhesive:** NVLAP 23/T02 and FTM 1-1983  
0.10 ppm. Meets E1 Standard.

**Relative Stability:** ASTM D1037-99, sections 108-111, stability ratio .00194  
More stable than oak or maple.

**Flame Test:** ASTM E-648 critical radiant flux 0.54, meets class 1 rating.

**Finish:** Multi-coat acrylic polyurethane system.

TECHNICAL DATA



### **LIMITED WARRANTY FOR SMITH & FONG FLOORING PRODUCTS**

Smith & Fong Company, Inc. ("Smith & Fong," "We," and "Our") extends this Warranty to the original purchaser ("You" and its related forms) of Smith & Fong flooring products. ANY FAILURE TO FOLLOW OUR INSTALLATION AND MAINTENANCE GUIDE, OR THE WARRANTY TERMS SPECIFIED BELOW, WILL VOID ANY COVERAGE WHICH MIGHT OTHERWISE BE AVAILABLE UNDER THIS WARRANTY. This Warranty gives You specific legal rights, and You may have other rights which vary from state to state.

**(1) Warranty Coverage:** Our flooring products are free from defects in manufacturing, lamination, milling, and assembly, and will remain free from such defects during the applicable Warranty Periods. Our flooring products are structurally sound for ordinary usage during normal moisture changes and are protected by a quality finish which will not wear through to, or separate from, the underlying flooring during the applicable Warranty Periods.

**(2) Warranty Periods:** Warranty Periods are calculated from the date of purchase. Separate Warranty Periods are provided for fit and finish as follows:

- Twenty-five years for defects in manufacturing, lamination, milling, or assembly.
- Fifteen years for defects in finish for all engineered floating floors that are installed in residential locations and are exposed to ordinary household usage.
- Fifteen years for defects in finish for all other flooring products that are installed in residential locations and are exposed to normal household usage.
- Two years for defects in finish for any flooring product installed in commercial locations, including any flooring product exposed to any usage other than ordinary residential or household usage.

**(3) Warranty Terms:** Smith & Fong flooring products must be installed in strict adherence to Our Installation and Maintenance Guide, including application of a protective topcoat layer where recommended, and installation over a subfloor conforming to Our specifications. Installed floors must not be exposed to extreme variations in heat, humidity, moisture or dryness (including water saturation caused by wet mopping), or any other sources of extreme moisture, or changes in ambient moisture, humidity, or temperature including installation over radiant floor heating. Any alteration or repair that is not previously authorized by Smith & Fong will void this Warranty. No Warranty Coverage is provided for ordinary wear and tear, including surface scratches, reduction in the shine of the finish, impact damage, wear and tear from heavy furniture or equipment installed or used without providing adequate protection to the installed floor, any surface damage caused by failure to follow ordinary maintenance procedures, or any other damages caused by spiked heel shoes, pet claws, or abrasives, including sand or pebbles. No Warranty Coverage is provided for variations in color, grain, or markings which are ordinary to natural products or which develop over time because of natural process such as variant exposure to sunlight. Any damage caused to flooring products during shipping is the responsibility of the shipping company and is not covered under this Warranty. Any damage to the installed flooring due to earth movement or settlement of the structure where the floor is installed, as well as any damage caused by natural events or acts of God, are not covered under this Warranty.

**(4) Disclaimer of Implied Warranties:** The terms of this Warranty provide the exclusive and sole remedy available to You. This Warranty supersedes any other representations and, to the full extent permissible by applicable state and federal laws, We specifically DISCLAIM ANY OTHER WARRANTIES, INCLUDING IMPLIED WARRANTIES OF MERCHANTABILITY, FITNESS FOR A PARTICULAR PURPOSE, OR ANY WARRANTIES ALLEGED TO ARISE FROM COURSE OF DEALING, COURSE OF PERFORMANCE, OR USAGE OF TRADE. In no event shall any implied warranty imposed by operation of law exceed the shortest applicable Warranty Period extended under this Warranty. Some states do not allow the exclusion or limitation of implied warranties, so the above limitation or exclusion may not apply to You.

**(5) Warranty Claims:** If Our flooring products do not conform to the terms of this Warranty, You must notify Smith & Fong in writing at the address specified on this Warranty. YOU MUST PROVIDE WRITTEN NOTICE OF YOUR CLAIM WITHIN THIRTY DAYS OF WHEN YOU DISCOVERED THE DEFECT, OR WHEN YOU SHOULD HAVE DISCOVERED THE DEFECT IN THE ORDINARY EXERCISE OF DUE CARE. You must provide Smith & Fong with a reasonable opportunity to inspect the installed flooring, or to examine the defective or nonconforming flooring, before You undertake any repair, removal, or replacement of the flooring. Your failure to comply with the requirements of this paragraph will void your Warranty Coverage.

**(6) Warranty Remedies:** Following notice of any defect in the flooring and submission of a Warranty Claim by You, Smith & Fong, at its sole option and discretion, shall repair any nonconforming or defective flooring, or planks of flooring, provide conforming flooring or planks of flooring to replace any nonconforming or defective flooring or planks of flooring, refund the purchase price of the flooring or planks of flooring, or refund the percentage of the purchase price for the nonconforming flooring or planks of flooring equal to the percentage of the Warranty Period remaining when You notified Smith & Fong of the defect. In no event shall Smith & Fong be liable for any cost or damages associated with the removal or reinstallation of the flooring, or the cost of moving any fixtures or items of furniture.

**(7) Exclusion of Incidental and Consequential Damages:** IN NO EVENT SHALL SMITH & FONG BE LIABLE FOR ANY INCIDENTAL, SPECIAL, INDIRECT, OR CONSEQUENTIAL DAMAGES ALLEGED TO ARISE UNDER THIS WARRANTY, OR ALLEGED TO BE OWING DUE TO THE FAILURE TO DELIVER GOODS, OR FROM ANY USE, MISUSE, OR INABILITY TO USE THE PRODUCT DUE TO DEFECTS IN THE PRODUCT.

Some states do not allow the exclusion or limitation of incidental or consequential damages, so the above limitation or exclusion may not apply to You.

375 Oyster Point Blvd, Suite 3  
So. San Francisco, CA 94080  
tel 650.872.1184  
toll free 866.835.9859  
fax 650.872.1185

## DURAPALM® FLOORING INSTALLATION INSTRUCTIONS

### **Before You Begin**

Smith and Fong Durapalm® flooring products are all quality inspected before packaging and shipping. Nevertheless, a final jobsite inspection of your flooring should be performed for grade, color, finish and quality. Ensure adequate lighting for proper inspection. If you find an irregularity, please contact Smith & Fong immediately for replacement. We cannot accept responsibility for flooring installed with visible defects.

### **Jobsite Requirements**

Prior to installation of any flooring, the installer must ensure that the jobsite and subfloor meet the requirements of these instructions. Smith & Fong is not responsible for floor failure resulting from unsatisfactory jobsite and/or subfloor conditions. Durapalm® flooring should be one of the last items installed on any new construction or remodel project.

All work involving water or moisture should be completed before floor installation. Room temperature and humidity of installation area should be consistent with normal, year-round living conditions for at least a week before installation. Room temperature of 60-70°F is recommended. A humidity range of 40-60% is required. Humidity below this range or extreme cold can cause excess stress in the material resulting in checking and fracturing. An non-warranty sand, fill and refinish would result.

Store your Durapalm® flooring at installation site for 72 hours before installation to allow flooring to adjust to room temperature and humidity. Do not store directly on concrete or near outside walls. This flooring may not be acceptable for full bathroom installations because of moisture associated with such locations.

#### **☞ Acceptable Subfloor types:**

- Plywood or OSB  $\frac{1}{2}$ " o Concrete slab
- Existing wood floor  $\frac{1}{2}$ " or greater

Subfloor must be:

- Structurally sound
- Clean: Thoroughly swept and free of all debris
- Level: Flat to  $\frac{3}{16}$ " per 10-foot radius
- Dry: Subfloor must remain dry year-round.

Moisture content of wood subfloor must not exceed 12%, concrete moisture content must not exceed 3 lbs.

Wood Subfloors must be dry and well secured. Nail or screw every 6" along joists to avoid squeaking. If not level, sand down high spots and fill low spots with an underlayment patch.

Concrete must be fully cured, at least 60 days. If not level, grind down high spots and fill low spots with leveling compound. Must be flat to 3/16" per 10 foot radius. Do not install on concrete unless you are sure it stays dry year-round. All concrete must be tested for moisture.

### **Getting Started**

Remember to begin installation next to an outside wall. This is usually the straightest and best reference for establishing a straight working line. Establish this line by measuring an equal distance from the wall at both ends and snapping a chalkline. The distance you measure from the wall should be the width of a plank plus about 1/2" for expansion space. If outside wall is out of square, adjust working line to make it straight for the rest of your installation.

### **Nail Down Installation:**

First lay a 15lb. felt paper vapor barrier, and install flooring perpendicular to floor joists. Lay first plank inside chalkline with grooved edge toward wall. If spacing between wall and first rows of flooring does not allow room for nail gun, fasten by face nailing, gluing, pre-drilling and edge nailing by hand with hammer and nail set or a combination of these. Counter-sink finish nails below surface and fill with matching wood putty. Always leave at least a 1/2" expansion space between flooring and all walls and vertical objects such as pipes and cabinets. Use wood or plastic spacers during installation to maintain this expansion space. Lay subsequent rows with nail or staple gun appropriate for 3/4" flooring. Nail each board every 6-10 inches and within 2" of each end. Remember to stagger end joints from row to row and use cut ends to begin and end following rows.

We recommend Stanley-Bostitch or PowerNail staple or cleat guns for 3/4" flooring. Make sure your nail gun is properly adjusted and does not damage the floor or finish on installation. Set your pressure and leveling shoe and test a few pieces before proceeding. If you have a problem re-check your equipment for adjustment or call Smith & Fong technical. Smith & Fong will not take responsibility for flooring damaged on installation. All installation procedures must follow NOFMA and NWFA recommendations.

### **Gluing Down Installation**

- Bostik's Best Urethane Adhesive is our recommended adhesive. Read adhesive instructions carefully for proper trowel size and adhesive set time. Never use the "wet lay" or "loose lay" method of installing. This is when you install the flooring immediately after spreading adhesive. This method will trap moisture under the floor and could cause the flooring to warp.
- Starting at outside wall, spread as much adhesive as can be covered by flooring in one hour (or as recommended by your adhesive instructions). Spread with trowel at a 45° angle.
- Once adhesive has tacked, lay the first row of Durapalm® and continue laying flooring until adhesive is covered. Always check your working lines to be sure the floor is still aligned. Be careful not to let installed floor move on the wet adhesive while you are working.
- When first section is finished, continue to spread adhesive and lay flooring section by section until installation is complete. Remove any adhesive that gets on flooring surface immediately.
- Always leave at least a 1/2" expansion space between flooring and all walls and vertical objects (such as pipes and cabinets). Use wood or plastic

spacers during installation to maintain this expansion space.

- Walk each section of flooring foot-by-foot or roll within the adhesive working time to ensure solid contact with the adhesive. Flooring on perimeter of room may require weighting until adhesive cures enough to hold them in place.

#### ✍ **Finishing the job**

- Remove expansion spacers and install base and/or quarter round moldings to cover the expansion space.
- Install any transition pieces that may be needed (reducer, T-moldings).
- Do not allow foot traffic or heavy furniture on floor for 24 hours or as adhesive manufacture requires.
- Vacuum your floor to remove any dirt or debris.

### **Cleaning and Maintenance**

The maintenance program for Durapalm® flooring is designed to be user friendly. The latest advances in urethane technology are used in our manufacturing process to help aid product performance and maintenance. The following simple steps should be used to ensure the best performance and appearance. The use of other products like wax, water or oil soaps should be avoided. After your floor has been installed, floor protectors should be placed under the legs of chairs and tables. Doors leading to outside should have floor mats placed both inside and out. Your floor should be cleaned weekly with the use of a suction vacuum, no abrasive rotary brush vacuums, to remove grit and debris from the surface of the flooring. Higher traffic floors may require more frequent cleaning to keep floor free of grit and abrasive debris that can damage your floor and finish.

**Every other week:** We recommend the Bona-X Cleaning System. Bona-X will remove minor scuffs and foot traffic film with an odorless VOC compliant product. The use of this product will not create future maintenance issues if and when re-coating the floor becomes necessary. If there are areas that will not clean up with the Bona-X System, the use of Goof-Off will. Goof-off is a water-based cleaner that will remove paint, ink, adhesive residue, and chewing gum without harming the factory finish. This product is available over the counter at most building material or paint stores.

#### **Refinishing:**

When refinishing is necessary and the floor has been maintained properly, it can easily be recoated by a process of cleaning, light abrasion and reapplication of an appropriate finish material. We recommend a system employing an initial coat of Bonatech Prep Sealer with two or more top coats of Bona Kemi Mega or Traffic Finish.

**For further information, please contact us at our toll free number, 866-835-9859.**



# The Eco-\$mart Catalog

Earth Friendly Flooring



Healthy, Efficient, Disaster Resistant Products for Better Living

«Back [Strand Woven Bamboo Flooring](#) Next»



**Plyboo Strand®** is hot pressed strand woven hardwood bamboo flooring. It is harder and more durable than hard wood or any traditional flooring. The hot press process of this consolidated bamboo flooring achieves higher density and rigidity than even traditional strand woven bamboo flooring. The entire process and its product has met or exceeded the most rigorous E1 Standard of European Quality and Environmental Protection.

This is a green product, manufactured with renewable source materials and no poisonous materials. Combined with its mold and mildew resistance and pest resistance, it is the perfect choice for healthy homes and buildings. Low [VOC](#) and reduced off-gassing make it ideal for remodeling, even in occupied space applications. This woven-strand bamboo flooring is also water-proof and flame-proof. The high density surface is scratch and scuff resistant.

Plyboo Strand® can be cut and laminated using conventional equipment and adhesives, and will sand and finish like other hardwood flooring and sheet good products.

**Item Number:**

FLBamb-StrandWoven

**Unit of Issue:**

Square Foot

**Price:** Quoted

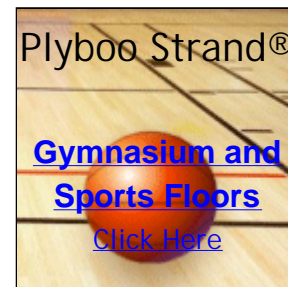
🔗 [Documentation \(.pdf\)](#)

🔗 [Find a Dealer](#)

🔗 [Print This Page](#)

🔗 [Add to My Catalog](#)

🔗 [Help](#)



**Plyboo Strand® Display  
with Samples**

[Click Here](#)



## Why is this Bamboo Flooring so Eco-\$mart?

- **Manufactured from a renewable source with no toxic chemicals or processes.**
- **Hard surface, extraordinarily wear-proof. Looks like new after years of use.**
- **Anti-friction and anti-scratch. Solid enough to bear prolonged pressure without denting.**
- **Can be used on outdoor covered decks and wet environments such as bathrooms.**
- **High-density waterproof and fireproof surface.**
- **Stain and corrosion resistant surface is easy to clean and maintain.**
- **Healthy and harmless with low-VOC and no hazardous chemicals.**
- **Simple and clean installation, perfect for new construction or remodeling.**

# **Plyboo Strand Flooring**

## **Test Data**

TEST: ASTM- E-648 critical radiant flux

Source: HPVA

Results: received 1.0 plus, highest rating for Class 1

TEST: NVLAP 23/T02 and FTM 1-1983 phenol formaldehyde emissions

Source: PSI

Results: 0.04 hcho (ug/ml), \*0.02 ppm

TEST: ASTM D1037-99 sections 108-111, linear variation w/change in moisture

Source: PSI

Results: (@90% RH) parallel 0.15 perpendicular 2.16 thickness 1.39

TEST: ASTM D1037 modified, janka ball hardness

Source: PSI

Results: Average hardness: 2600 psi

TEST: ASTM D4060, CS 17 wheel, taber abrasion and ASTM D3359 adhesion

Source: PSI

Results: Taber / 21K rotations adhesion / 4B rating

TEST: ASTM D2394 Slip Resistance

Source: PSI

Results: Static Friction coefficient 0.562/ Sliding friction coefficient 0.497





**Smith and Fong - DuraPalm and Bamboo Flooring  
Wholesale Price List - January 2006**

	<u>Display Price</u>	<u>Non-Display Price</u>
<b>Pre-finished Coconut Palm Flooring</b> 3/4" x 3" x 72" (occasionally 36") - 18sf per box	\$8.25 per sq. ft.	\$8.75 per sq. ft.
<b>Un-finished Coconut Palm Flooring</b> 3/4" x 3" x 72" (occasionally 36") - 18sf per box	\$8.25 per sq. ft.	\$8.75 per sq. ft.
<b>Pre-finished Strand Woven Bamboo Flooring</b> 3/8" x 3 3/4" x 36" - 22.5sf per box Available in Honey (Natural) and Dark (Carbonized) Only Low-VOC Strand Woven Bamboo on the Market	\$4.69 per sq. ft.	\$5.19 per sq. ft.
<b>Pre-finished Standard Bamboo Flooring</b> 5/8" x 3 3/4" x 75" - 23.4sf per box Available in face grain, edge grain, natural and amber	\$4.25 per sq. ft.	\$4.75 per sq. ft.
<b>Pre-finished Engineered Bamboo Flooring</b> 5/8" x 7 1/2" x 86 5/8" - 36sf per box Available in face grain, edge grain, natural and amber	\$4.69 per sq. ft.	\$5.19 per sq. ft.
<b>Unfinished Bamboo Sports Flooring</b> 3/4" x 2 1/4" x 24"	\$4.40 per sq. ft.	\$5.00 per sq. ft.

**Transitions (for both Palm and Bamboo)**

<b>Stair Nosing</b> 3/8" (Strand) 3/4" (Palm) 3/8" (Bamboo) x 3 1/4" x 72"	\$50.00 per piece
<b>Threshold</b> 3/8" (Strand) 3/4" (Palm) 3/8" (Bamboo) x 3 1/2" x 72"	\$40.00 per piece
<b>Reducer</b> 3/8" (Strand) 3/4" (Palm) 3/8" (Bamboo) x 1 3/4" x 72"	\$25.00 per piece
<b>Quarter Round</b> 3/8" (Strand) 3/4" (Palm) 3/8" (Bamboo) x 72"	\$15.00 per piece
<b>T-Mold (Bamboo Only)</b> 3/8" (Strand) 3/8" (Bamboo) x 72"	\$30.00 per piece
<b>Durapalm / Strand Bamboo Display</b>	\$299.00 (frt.only)



Product Display - Front and Back  
for smith & fong - plyboo and durapalm



**Freight:** FOB Sarasota, FL or Factory  
**Terms:** Prepaid, Credit Card or COD



## Smith and Fong - Palm and Bamboo Plywood Wholesale Price List - April 25, 2006

### Wholesale Price

#### **Coconut Palm Plywood**

3/4" x 30" x 72" (PB-3472UPN)

**\$190.00** per sheet

#### **Bamboo Plywood (Vertical Core Cross Laminate)**

3/4" x 48" x 96"

**\$180.00** per sheet

Horizontal Natural(BP-4896N), Horizontal Amber(BP-4896A),  
Vertical Natural(BP-V4896N), Vertical Amber(BP-V4896A)

7/8" x 48" x 96"

**\$210.00** per sheet

Horizontal Natural(BP-7896N), Horizontal Amber(BP-7896A)

#### **Bamboo Strand Woven Plywood (Vertical Core Cross Laminate)**

3/4" x 30" x 72"

**\$140.00** per sheet

Honey(BP-3472PH), Dark(BP-3472PD)

#### **Neopolitan Strand Woven Plywood (Vertical Core Cross Laminate)**

3/4" x 30" x 72"

**\$170.00** per sheet

Mixed Honey and Dark(BP-3472NEO)

#### **Bamboo Plywood (Solid Edge Grain)**

3/4" x 48" x 96"

**\$180.00** per sheet

Vertical Natural(BP-S4896VN), Vertical Amber(BP-S4896VA)

3/4" x 30" x 72"

**\$140.00** per sheet

Vertical Natural(BP-S3472VN), Vertical Amber(BP-S3472VA)

1/2" x 16" x 72"

**\$60.00** per sheet

Vertical Natural(BP-V1272N), Vertical Amber(BP-V1272A)

1/4" x 16" x 72"

**\$40.00** per sheet

Vertical Natural(BP-V1472N), Vertical Amber(BP-V1472A)

#### **Bamboo Butcher Block (Solid End Grain)**

1 1/2" x 36" x 72"

**\$299.00** per sheet

Natural(BP-EG3672N), Amber(BP-EG3672A)

#### **Bamboo Plywood (3 Ply Cross Laminate)**

1/4" x 48" x 96"

**\$165.00** per sheet

Horizontal Natural(BP-1496N), Horizontal Amber(BP-1496A)

Vertical Natural(BP-V1496N), Vertical Amber(BP-V1496A)

#### **Bamboo Plywood (Veneer Panel, Backed)**

1/8" x 48" x 96"

**\$60.00** per sheet

Horizontal Natural(BP-1896N), Horizontal Amber(BP-1896A),

Vertical Natural(BP-V1896N), Vertical Amber(BP-V1896A)

2mm x 16" x 72"

**\$25.00** per sheet

Horizontal Natural(BHV-1272N), Horizontal Amber(BHV-1272N)

0.6mm x 12" x 96"

**\$12.00** per sheet

Horizontal Natural(BHN-1296N), Horizontal Amber(BHN-1296A),

Vertical Natural(BHN-1296VN), Vertical Amber(BHN-1296VA)

#### **Tambour Paneling (Cloth Back)**

3/16" x 48" x 96"

**\$125.00** per sheet Unfinished

Unfinished Natural(TP-4896UN), Unfinished Amber(TP-4896UA), Raw Black (TP-RB48), Raw Amber (TP-RA48), Raw Green (TP-RG48)

3/16" x 48" x 96"

**\$150.00** per sheet Prefinished

Prefinished, Horiz. Natural(TP-4896PN), Horiz. Amber(TP-4896PA)

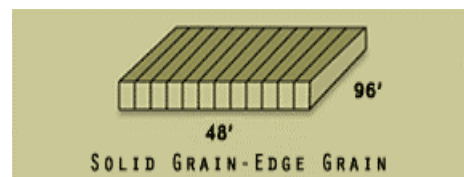
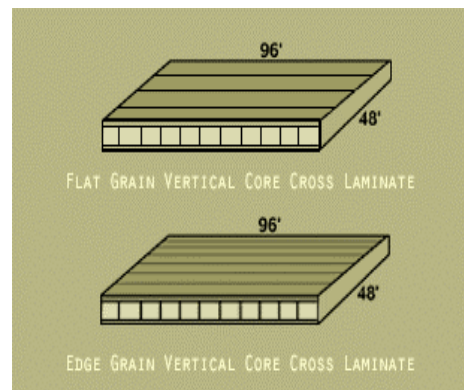
#### **Edge Banding**

0.6mm x 7/8" x 500'

**\$60.00** per roll

Horizontal Natural(VNT-500N), Horizontal Amber(VNT-500A)

Vertical Natural(VNT-500VN), Vertical Amber(VNT-500VA)



**Freight:** FOB Jacksonville, FL or Factory **Terms:** Prepaid, Credit Card or COD

**Eco-Smart, Inc. PH:888-329-2705 FX:941-377-9460 [www.ecosmartinc.com](http://www.ecosmartinc.com)**

All Eco-Smart products are approved by the nonprofit Florida House Institute for Sustainable Development

Return  
to  
Standard  
Flooring  
page

## **Warranty**

Limited Warranty for Smith & Fong PLYBOO Plywood This Warranty is extended by Smith & Fong Company Inc. ("Smith & Fong," "We," and "Our") to the original purchaser ("You" and its other forms) of PLYBOO® plywood products. This Warranty gives you specific legal rights, and you may have other rights which vary from state to state.

(1) Warranty Coverage: All PLYBOO® plywood products are free from manufacturing defects and will remain free from such defects during the Warranty Period.

(2) Warranty Period: Five years from the date of purchase.

(3) Warranty Terms: PLYBOO® plywood must not be exposed to extreme variations in heat, humidity, moisture or dryness, including water saturation, or any other sources of extreme moisture, or changes in ambient moisture or humidity. No Warranty coverage is provided for impact damage, normal wear and tear, indentations, scratches or surface damage caused by failure to protect and maintain material properly. No Warranty Coverage is provided for variations in color, grain, or markings which are ordinary to natural products or which develop over time because of natural processes such as exposure to sunlight. Any damage caused to PLYBOO® plywood during shipping is the responsibility of the shipping company and is not covered under this Warranty.

(4) Disclaimer of Implied Warranties: The terms of this Warranty provide the exclusive and sole remedy available to You. This Warranty supersedes any other representations and Smith & Fong specifically **DISCLAIMS ANY OTHER WARRANTIES, INCLUDING IMPLIED WARRANTIES OF MERCHANTABILITY, FITNESS FOR A PARTICULAR PURPOSE, OR ANY WARRANTIES ALLEGED TO ARISE FROM COURSE OF DEALING OR USAGE OF TRADE.**

(5) Warranty Claims: If the PLYBOO® plywood product does not conform to the terms of this Warranty, You must notify Smith & Fong in writing at the address specified on this Warranty. You must provide written notice of your claim within thirty days of when You discovered the defect, or when you should have discovered the defect in the ordinary exercise of due care. You must provide Smith & Fong with a reasonable opportunity to inspect or examine the defective or nonconforming PLYBOO® plywood before You undertake any repair, removal, or replacement of the plywood. Your failure to comply with the requirements of this paragraph will void your Warranty Coverage.

(6) Warranty Remedies: Following notice of any defect and submission of a Warranty Claim by You, Smith & Fong, at its sole option and discretion, shall provide conforming PLYBOO® plywood to replace any nonconforming or defective PLYBOO® plywood, refund the purchase price of, or refund the percentage of the purchase price for the nonconforming PLYBOO® plywood equal to the percentage of the Warranty Period remaining when You notified Smith & Fong of the defect. In no event shall Smith & Fong be liable for any cost or damages associated with the removal or reinstallation of the plywood, or the cost of removing any fixtures or items of furniture.

(7) Exclusion of Incidental and Consequential Damages: IN NO EVENT SHALL SMITH & FONG BE LIABLE FOR ANY INCIDENTAL, SPECIAL, INDIRECT, OR CONSEQUENTIAL DAMAGES ALLEGED TO HAVE ARISEN UNDER THIS WARRANTY, OR ALLEGED TO BE OWING DUE TO THE FAILURE TO DELIVER GOODS, OR FROM ANY USE, MISUSE, OR INABILITY TO USE THE PRODUCT DUE TO DEFECTS IN THE PRODUCT.

Some states do not allow the exclusion or limitation of incidental or consequential damages, so the above limitation or exclusion may not apply to you.



Eco-Smart, Inc.  
4411 Bee Ridge Rd. #344  
Sarasota, FL 34233  
888-329-2705  
941-377-9460 fx  
www.ecosmartinc.com

### Dealer Signup Sheet / Display Order Form

Company Name: \_\_\_\_\_  
Ship-To Address: \_\_\_\_\_  
City: \_\_\_\_\_  
State: \_\_\_\_\_  
Zip Code: \_\_\_\_\_  
Phone: \_\_\_\_\_  
Fax: \_\_\_\_\_  
Email: \_\_\_\_\_  
Web Address: \_\_\_\_\_

Please Check Off:	<u>Cost (Frt. Included)</u>
_____ Marmoleum Click Display	\$299.00
_____ Palm / Strand Bamboo Display	\$299.00
_____ FSC Certified Teak Display	\$199.00
<b>Total Amount Authorized:</b>	

### Credit Card Information

Card Number: \_\_\_\_\_  
Exp. Date: \_\_\_\_\_  
Billing Address: \_\_\_\_\_  
Billing City: \_\_\_\_\_  
Billing State: \_\_\_\_\_  
Billing Zip Code: \_\_\_\_\_

Please fax to Eco-Smart at 941-377-9460 for Display Order

**Marmoleum Click Display**



**Palm / Strand Bamboo Display**



Product Display - Front and Back  
for smith & fong - plyboo and durapalm

**FSC Certified Teak Display**

